

HINTS ON USING JUMPO BIRDTRAINERS

* Securing Anchor Cords

As you set up or remove JUMPOs, tying and untying Anchor Cords to railings, furniture, boat fittings, etc. can be time consuming and frustrating, particularly when undoing tight knots. Some folks attach clothes pins or paperclips to the loose ends. Besides having metal parts rust, attachment items on the loose ends of the Cords often cause the Cords to tangle in handling.

We recommend making a loop (about 6" diameter) by tying a knot about 9" from the end of the Anchor Cord when doubled as in Fig. 1. Pass the looped end around the rail or other attachment object and then thread the JUMPO through the loop. See Fig. 2. Pull on the JUMPO tightening the Cord around the rail or other attachment object as shown in Figs. 3 & 4. To remove JUMPO, loosen the cord near the knot and thread JUMPO back through the loop.

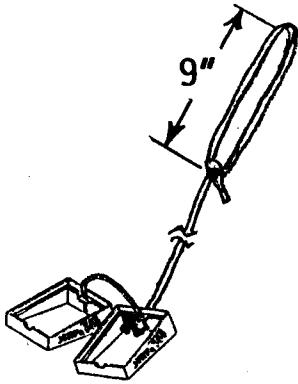


Fig. 1

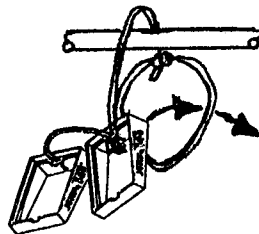


Fig. 2

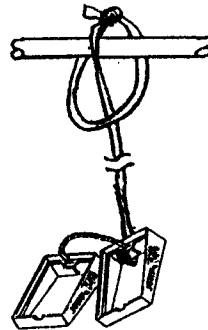


Fig. 3

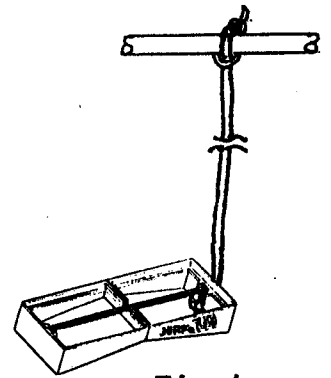


Fig. 4

* The Initial Blitz Effect

You must initially have a dense layout of JUMPOs (about one JUMPO every 10 sq. ft. plus on furniture) in order to provide the needed blitzkrieg effect - where there is a very high chance that a bird will set off a JUMPO upon entering your area. The effect is amplified by the other birds experiencing the alarm calls and antics of the bird setting off JUMPO.

Initially placing only a few JUMPOs probably won't work - the odds of setting off a JUMPO are too low. This initial low level of activity may lead you to a frustrating situation where the birds have the time and space to study JUMPOs and may even learn to play games with you.

After you have trained the resident bird population to roost elsewhere (usually within one week), you can then usually reduce the number of JUMPOs to a few; or, sometimes remove them altogether.

*Super JUMPOs

Usually one Bungee Cord is sufficient, but if you have very big and/or persistent birds, you may want to double the power in JUMPO by using two Bungees. Insert two Bungees side-by-side in the slot of one Wing first and then in the other Wing such that the Bungees are side-by-side and are not crossed over.

CAUTION - JUMPOs with 2 Bungees have much more force and movement.

