



Humane Box Traps

Catch them the humane way
for fun, profit,
and for animal pest control.



#50063 Front Release



#52836 Slide Open Rear Release

Part No.	Size	Recommended For:
50450, 52818	18" x 5" x 5"H	Chipmunks, Rats, Red Squirrels
50063, 52824	24" x 7" x 8"H	Rabbits, Skunks, Squirrels
51690, 52830	30" x 11" x 12"H	Raccoons, Skunks, Opossums
51700, 52836	36" x 11" x 12"H	Opossums, Raccoons, Woodchucks
52000, 52842	42" x 15" x 18"H	Large Raccoons, Foxes
50590, 52848	48" x 15" x 22"H	Bobcats, Foxes, Dogs, Jackrabbits
52860	60" x 20" x 28"H	Dogs, Coyotes
52872	72" x 20" x 28"H	Dogs, Coyotes

 **Safeguard**

BAITING INSTRUCTIONS

ALWAYS BAIT TRAP BEFORE SETTING IT

Swing Open 51690 & 51700

1. Remove lock pin by unlatching and sliding lock pin out of trap. (Fig. 1)
2. Raise rear door.
3. Place bait at rear of trap **Not On Bait Tray**.
4. Close rear door, install and latch lock pin.

Front Release 50450, 50063, 52000, 50590

1. Lift the door lock with one hand. (18" & 24" have no door lock, 60" & 72" have two (2) door locks.)
2. Push and hold front door lock rod against door and lift both together. (Fig. 2)
3. Reach into trap with free hand and place bait at rear of trap **Not On Bait Tray**. If you have difficulty reaching back of trap, place trap on its end and drop bait into it.

Slide Open Rear Release 52818, 52824, 52830, 52836, 52842, 52848, 52860, 52872

1. Push security lock wire off the handle. As handle is lifted, door becomes unlatched. (Fig. 5)
2. Place bait at rear of trap **Not On Bait Tray**.
3. When closing slide door make sure handle latches are positioned under top wire of trap. Snap security lock wire over top of handle.

SETTING INSTRUCTIONS

1. Lift the door lock with one hand. (18" & 24" have no door lock, 60" & 72" have two (2) door locks.)
2. Push and hold front door lock rod against door and lift both together. (Fig. 2)
3. Release door lock.
4. With free hand, reach inside trap and pull the trigger mechanism forward (Fig. 3) until the hook "B" engages the wire of the door (Fig. 4). Hold trigger in place until after you release the door.
5. The trap is now set in ready position.

ANIMAL RELEASE

Front Release - Push front door lock against door and lift both together. To hold door in open position until animal leaves trap: a stick can be used to prop door open, or insert stick through the side wires and under the door.

Slide Open Rear Release - Push security lock wire off the handle and lift door out of slide. (Fig. 5)

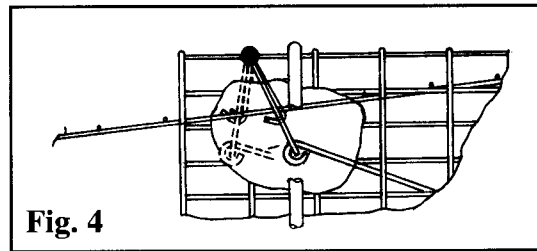


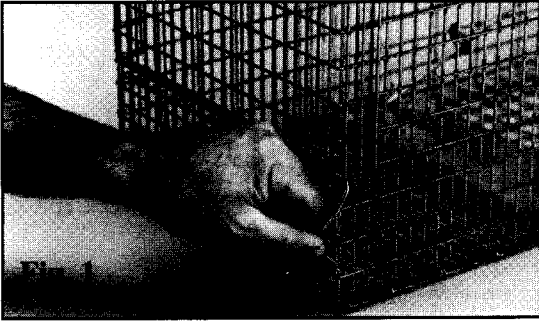



Fig. 5



Use extreme caution when releasing, transferring or moving a trapped animal.
Use of heavy leather or padded gloves is recommended to help protect from being scratched or bitten.

When **transferring** an animal to a carrier, make sure trap and carrier are secured together with spring hooks.

Product Information

Safeguard traps are secure, safe and strong. Constructed with heavy gauge wire and reinforced with welded steel rods, they have been proven in the field by professionals to be strong, efficient and dependable.

Your new Safeguard trap is fully assembled and inspected with the setting checked before shipping. However, we recommend when unpacking the trap, you carefully examine it for any damage during shipment. Should you find damage please contact the carrier. Defects should be reported directly to Safeguard at 1-800-433-1819.

Trapping Tips

- We recommend you immerse the trap in boiling water to rid it of all scent, or place outdoors for several days.
- When handling the trap, use gloves to prevent transferring human scent to the trap, never handle bait with your bare hands.
- When setting your trap, make sure the trigger is set properly.
- The successful trapper also thoroughly learns the habits of the animals to be caught. This includes what they like to eat, where they look for food, and the trails they use.

Bait Guide

CAT	Fish, meat, cat food.
CHIPMUNK	Peanut butter, popcorn, grains, sunflower seeds.
DOG	Dog food, meat, bones.
FOX	Chicken entrails, prepared scented bait, mice.
GOPHER	Peanut butter and bread.
MARTIN	Meat scraps, chicken entrails.
MINK	Chicken entrails, fish, liver, vegetables, apples, crisp bacon.
MUSKRAT	Apples, carrots, parsnips.
PORCUPINE	Apples, salt, carrots.
RABBIT	Fresh vegetables like Brussels sprouts, cabbage, carrots, lettuce, apples, bread.
RACCOON	Fish, sweet corn, crisp bacon, marshmallows.
RAT	Peanut butter, cheese, grain, sandwich meat.
SKUNK	Entrails of chicken, fresh and canned fish.
SQUIRREL	Peanut butter, sunflower seeds, oatmeal, bread.
WEASELS	Fish, fresh liver, chicken entrails.
WOODCHUCK	String beans, corn, lettuce, peas, apples.



P.O. Box 8
New Holland, PA 17557-0008

PRINTED IN U.S.A.
#50563 INSTR. SHT.
Rev. 10/99